

## Features

- 2" x 3" footprint
- High Power Density up to 7.3W/in<sup>3</sup>
- Ultra Compact Size with only 0.91" Height
- ITE & Medical Models available
- Class II Safety & EMC
- Green Power

## Model Selection



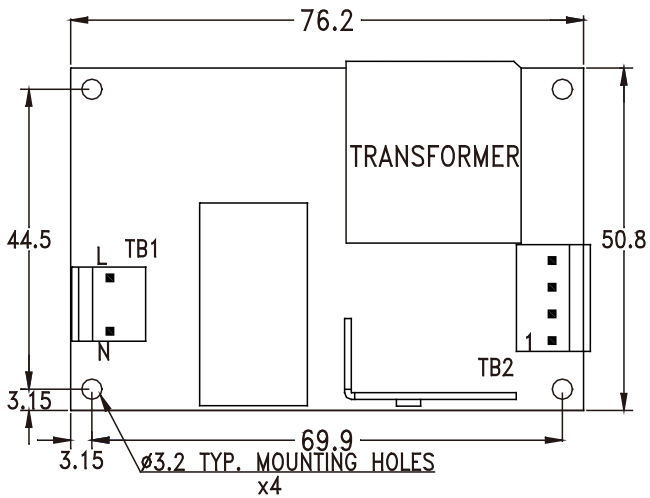
Model No. (ITE Models)*	Output Rail	Load			Initial Accuracy*	Ripple & Noise*	Efficiency
		Min	Rated	Peak*			
SNP-G047	+12V	0A	3.33A	4.70A	+11.9V~+12.1V	100mVpp	84%
SNP-G048	+15V	0A	2.66A	3.80A	+14.8V~+15.2V	100mVpp	84%
SNP-G045	+18V	0A	2.22A	3.20A	+17.8V~+18.2V	100mVpp	84%
SNP-G049	+24V	0A	1.66A	2.40A	+23.7V~+24.3V	150mVpp	85%
SNP-G04G	+28V	0A	1.42A	2.00A	+27.7V~+28.3V	150mVpp	86%
SNP-G04J	+36V	0A	1.11A	1.60A	+35.8V~+36.2V	150mVpp	86%
SNP-G04T	+48V	0A	0.83A	1.16A	+47.5V~+48.5V	150mVpp	86%

## General Specifications

<b>– Input &amp; Output –</b>		<b>– EMC –</b>	
Input voltage range	90VAC to 264VAC	Emission	FCC / CISPR, level B
Label voltage	100VAC to 240VAC	Harmonic currents	EN61000-3-2, class A
Nominal line voltage	115VAC / 230VAC	Voltage flicker	EN61000-3-3
Input frequency range	47Hz to 63Hz	ESD	EN61000-4-2, criterion A
Inrush current*	<30A at 115VAC, <60A at 230VAC		6kV contact, 8kV air discharge
Line regulation	<±0.5%	Radiated immunity	EN61000-4-3 10V/M with 80% AM, criterion A
Load regulation	<±1%	EFT/Burst	EN61000-4-4, 2kV, criterion A
Hold-up time	>18ms typ.	Surge	EN61000-4-5, 1kV L-L, criterion A
No Load input power	<0.3W	Conducted immunity	EN61000-4-6, 10V with 80% AM, criterion A
		MS	EN61000-4-8, 10A/m, criterion A
<b>– Protection –</b>		Voltage dips	EN61000-4-11
Over Voltage*	Latch-off		30% dips 10ms, criterion A
Over Load / Short	Auto-recovery		60% dips 100ms, criterion C
			95% dips 5000ms, criterion C
<b>– Environmental –</b>		<b>– Safety –</b>	
Operating temperature	-20°C to +70°C	Approvals	60950-1, 2 <sup>nd</sup> edition (TUV, UL, CSA)
Cooling	Convection cooling		60601-1, 3 <sup>rd</sup> edition (TUV, UL, CSA)
Power derating	Refer to Power Derating Curve		CB Report, CE Mark, RM report/file
Storage temperature	-40°C to +85°C		
Relative humidity	5% to 90% RH, non-condensing		
Operating altitude	0 to 3000m		
MTBF*	>0.45Mhr		

## Notes

- All specifications without special notices are defined at nominal line, rated load and 25°C.
- To order medical model, please add suffix "-M" in the end of the ITE model name, e.g. SNP-G047-M.
- Initial accuracy is set at 60% rated load and 115VAC input.
- Ripple & Noise is defined with 15MHz BWL oscilloscope and 1X probe with 0.47uF output capacitor.
- Inrush current is defined at 25°C cold start and EMI capacitors are excluded.
- Over voltage protection mode is defined at 60% rated load.
- MTBF is calculated according to MIL-HDBK-217F at rated load / nominal line input and 50°C ambient temperature.
- Peak load can last 3 sec with 10% duty cycle and average power < rated load.
- All specifications subject to change without notice.
- This datasheet is only for model selection. Please contact [sales@skynetpower.com.tw](mailto:sales@skynetpower.com.tw) for formal specification.



### Output Pin

TB2	1	2	3	4
Pin assignment	+V		GND	

### Connector type\*

- TB1 AC input : Molex 5277-02A
- TB2 DC output : Molex 5273-04A

### Dimensions

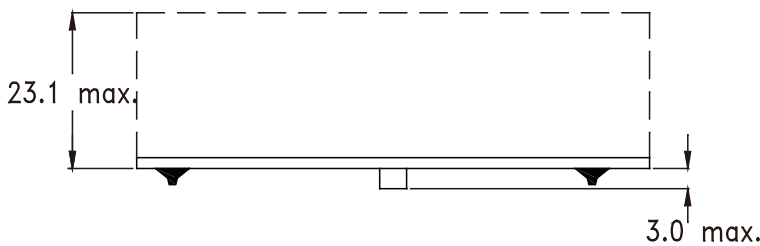
- WxLxH : 2" x 3" x 0.91"  
50.8 x 76.2 x 23.1 (mm)

### Packing

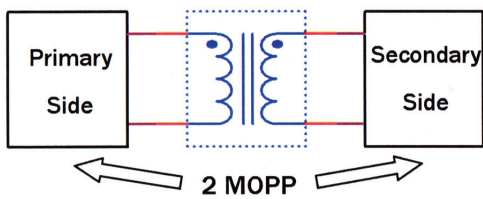
- Net weight : 88.5g approx./unit
- Carton size (mm) : 402(L) x 382(W) x 225(H)
- Quantity : 100 units / carton
- Gross weight : 11.4kg approx./carton

### Notes

- For all connectors, equivalent types from other vendors could be used.
- Input & output connectors can be changed to JST type. Please contact Skynet for more details.
- Dimensions in left graph are shown in mm.
- Tolerance for dimension is  $\pm 0.4$ mm.
- This product is RoHS compliant.



### Medical Isolation Grade



### Power Derating Curve

